


Thread a bead onto the spool of wire. At 3/4", bend a 90 degree angle in the wire with chainnose pliers.




Form a loop with the tip of the roundnose pliers at the bend.

*see page 23 for more detailed instructions for forming a wrapped loop



Open the loop and slip in one formed ring- not the bead loop end.




Complete forming the wrapped loop, wrapping twice and clipping off excess.



Gently squeeze and twist the wrap to tighten. Make sure the cut end is squeezed flush against the wrap.



Push the bead to the wrapped loop, and clip the wire on the spool end at 5/8". Form a bead loop and hammer the bead loop.



Open the bead loop and connect to a ring. Repeat until necklace is formed. Attach a jumping to last ring, and attach a hook to the last bead loop.

